

Signify Classified - Internal
Cooper Lighting Solutions Photometric Lab
1121 Highway 74 South
Peachtree City, GA 30269



Scaled data based on original data using
LM-79-08 Approved Method: Electrical and Photometric Measurements of Solid-
State Lighting Products

Test Report Prepared for
Cooper Lighting Solutions
(formerly Eaton)

Brand: STREETWORKS

Report Number: P880139

Luminaire Tested: **MEM2-HSN-VA-60-830-U-CQ**

Issue Date: 10/01/2024



Test Information

Test Method: LM-79-08
Report Number: P880139
Test Lab: INNOVATION CENTER(G3)
Issue Date: 10/01/2024
Manufacturer: COOPER LIGHTING SOLUTIONS (FORMERLY EATON)
Product Line: STREETWORKS
Catalog Number: MEM2-HSN-VA-60-830-U-CQ
Description: EPIC MODERN SHORT HOUSING 60W 80CRI 3000K VISUAL COMFORT FIXTURE w/
TYPE V CONCENTRATED DISTRIBUTION OPTIC
Light Source: (1) 3000K CCT, 80 CRI LEDS
Ballast/Driver: ELECTRONIC DRIVER

Summary

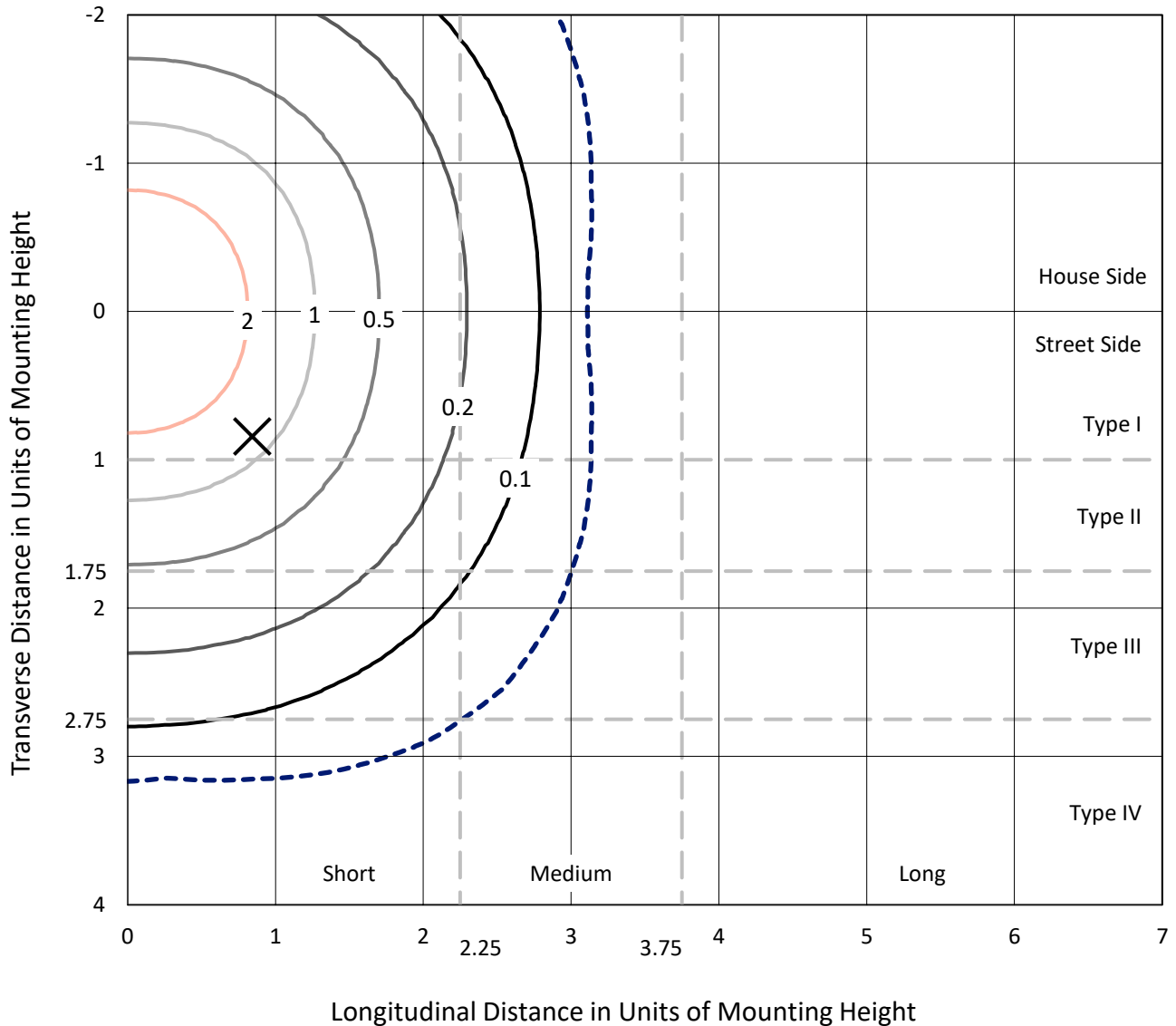
Lumens per Lamp: N/A
Luminaire Lumens: 4446.6 lumens
Efficiency: N/A
Efficacy: 75.4 lumens/watt
Luminous Opening: Circular (Dia: 1.12' x H: 0')
IES Classification: Type V - Short
BUG Rating: B2 - U0 - G1

Input Watts (W): 59
Input Voltage (V): 120
Input Current (Ain): NR
Voltage Rise (V): NR
Power Factor: 0.99
Total Harmonic Distortion (THDi): 9%
Frequency (hertz): 60
Stabilization Time: NR
Operation Time: NR
Ambient Temperature (°C): NR
Test Distance: 24 FT

REPORT NUMBER: P880139
 CATALOG NUMBER: MEM2-HSN-VA-60-830-U-CQ

Iso-Footcandle Lines of Horizontal Illumination

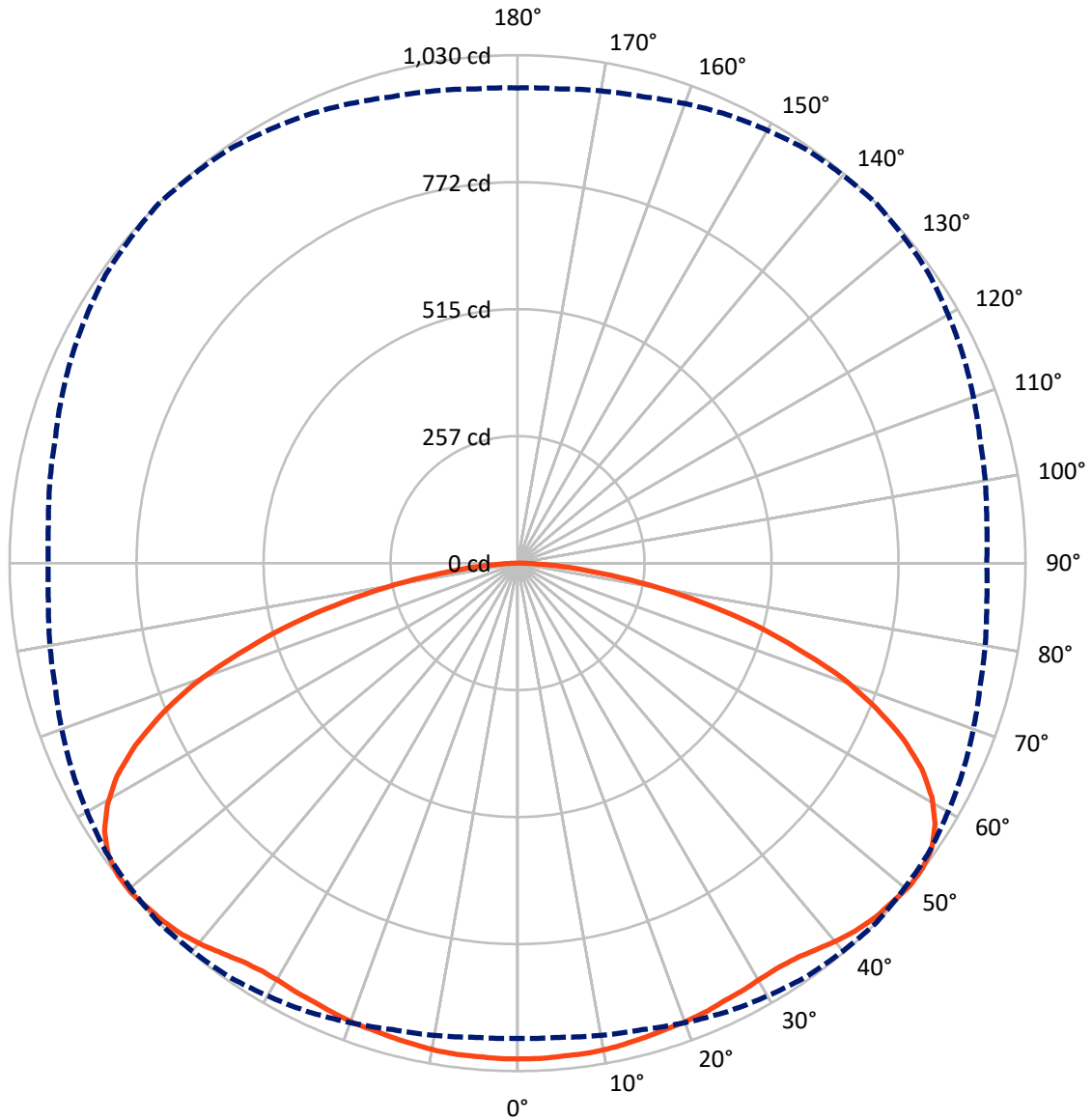
× Max cd
 - - - 1/2 Max cd



Based on 15 foot mounting height. Maximum calculated value = 4.5 fc
 Type V - Short - N/A

REPORT NUMBER: P880139
CATALOG NUMBER: MEM2-HSN-VA-60-830-U-CQ

Luminous Intensity Polar Plot



— Vertical Plane Through 45-Deg Lateral - - - Horizontal Cone Through 50-Deg Vertical

REPORT NUMBER: P880139
 CATALOG NUMBER: MEM2-HSN-VA-60-830-U-CQ

FLUX DISTRIBUTION:

		Downward	Upward	Total
House Side	Lumens	2223.3	0.0	2223.3
	% Fixture	50.0	0.0	50.0
Street Side	Lumens	2223.3	0.0	2223.3
	% Fixture	50.0	0.0	50.0
Total	Lumens	4446.6	0.0	4446.6
	% Fixture	100.0	0.0	100.0

Coefficient of Utilization

ZONAL LUMENS:

Zone	Lumens	% Fixture
0°-10°	95.8	2.2
10°-20°	281.7	6.3
20°-30°	453.2	10.2
30°-40°	611.9	13.8
40°-50°	769.2	17.3
50°-60°	864.7	19.4
60°-70°	787.4	17.7
70°-80°	475.5	10.7
80°-90°	107.2	2.4
90°-100°	0.0	0.0
100°-110°	0.0	0.0
110°-120°	0.0	0.0
120°-130°	0.0	0.0
130°-140°	0.0	0.0
140°-150°	0.0	0.0
150°-160°	0.0	0.0
160°-170°	0.0	0.0
170°-180°	0.0	0.0
0°-90°	4446.6	100.0
0°-180°	4446.6	100.0

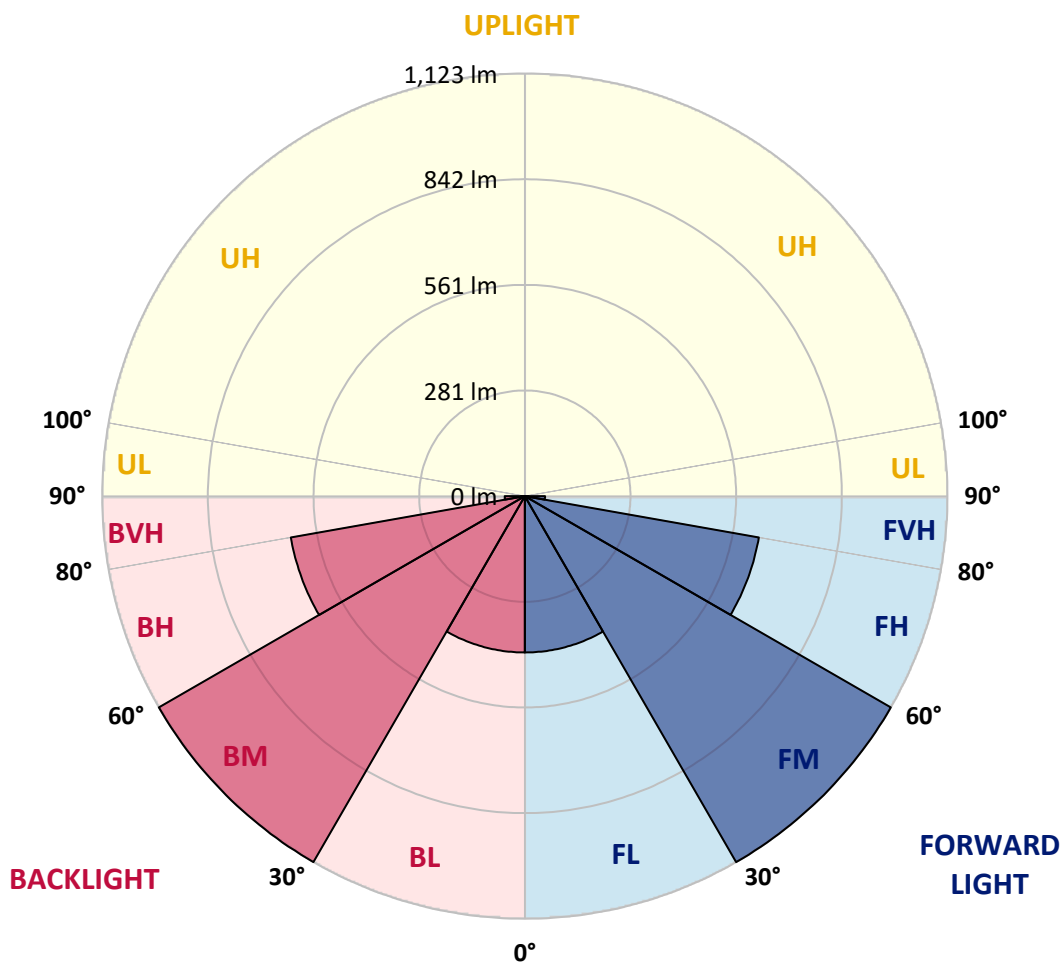


REPORT NUMBER: P880139
 CATALOG NUMBER: MEM2-HSN-VA-60-830-U-CQ

LUMINAIRE CLASSIFICATION SYSTEM LUMEN TABLE AND BUG RATING:

Zone	Lumens	% Fixture	Zone Rating/Lumen Limit		
			B	U	G
FL (0°-30°)	415.4	9.3			
FM (30°-60°)	1122.9	25.3			
FH (60°-80°)	631.4	14.2			G0/660
FVH (80°-90°)	53.6	1.2			G1/100
BL (0°-30°)	415.4	9.3	B1/500		
BM (30°-60°)	1122.9	25.3	B2/2500		
BH (60°-80°)	631.4	14.2	B2/1000		G0/660
BVH (80°-90°)	53.6	1.2			G1/100
UL (90°-100°)	0.0	0.0		U0/0	
UH (100°-180°)	0.0	0.0		U0/0	

BUG Rating: B2-U0-G1
 Type V Short





REPORT NUMBER: P880139

CATALOG NUMBER: MEM2-HSN-VA-60-830-U-CQ

CANDELA DISTRIBUTION (FULL):

	0°	5°	15°	25°	35°	45°	55°	65°	75°	85°	90°
0°	1005.4	1005.4	1005.4	1005.4	1005.4	1005.4	1005.4	1005.4	1005.4	1005.4	1005.4
2.5°	1005.4	1005.4	1005.4	1005.4	1005.4	1005.4	1005.4	1005.4	1005.4	1005.4	1005.4
5°	1003.7	1003.7	1003.7	1003.7	1003.7	1003.7	1003.7	1003.7	1003.7	1003.7	1005.4
7.5°	1001.9	1003.7	1003.7	1001.9	1003.7	1003.7	1003.7	1003.7	1003.7	1003.7	1003.7
10°	1000.2	1000.2	1001.9	1001.9	1001.9	1001.9	1001.9	1001.9	1001.9	1001.9	1000.2
12.5°	996.7	998.4	998.4	998.4	998.4	998.4	998.4	998.4	998.4	998.4	998.4
15°	994.9	994.9	994.9	994.9	994.9	994.9	994.9	994.9	993.2	993.2	994.9
17.5°	989.7	989.7	991.5	991.5	991.5	991.5	991.5	991.5	989.7	989.7	989.7
20°	986.2	986.2	988.0	988.0	988.0	989.7	988.0	986.2	986.2	986.2	986.2
22.5°	982.7	982.7	984.5	984.5	986.2	986.2	984.5	984.5	982.7	982.7	982.7
25°	979.2	979.2	979.2	981.0	982.7	981.0	981.0	979.2	977.5	975.7	975.7
27.5°	974.0	974.0	974.0	977.5	977.5	979.2	977.5	975.7	972.3	970.5	970.5
30°	968.8	968.8	970.5	974.0	975.7	975.7	974.0	970.5	967.0	965.3	965.3
32.5°	963.5	965.3	967.0	972.3	974.0	975.7	972.3	968.8	963.5	960.0	960.0
35°	963.5	963.5	968.8	974.0	979.2	981.0	977.5	970.5	963.5	958.3	958.3
37.5°	965.3	967.0	974.0	981.0	988.0	991.5	986.2	977.5	967.0	960.0	960.0
40°	972.3	972.3	981.0	993.2	1001.9	1003.7	998.4	986.2	972.3	963.5	961.8
42.5°	975.7	977.5	986.2	1000.2	1010.7	1014.1	1007.2	993.2	975.7	963.5	961.8
45°	975.7	977.5	988.0	1003.7	1017.6	1021.1	1014.1	996.7	977.5	965.3	961.8
47.5°	970.5	972.3	986.2	1005.4	1021.1	1024.6	1015.9	998.4	975.7	961.8	958.3
50°	963.5	965.3	979.2	1003.7	1022.9	1029.9	1019.4	996.7	970.5	954.8	951.3
52.5°	949.6	951.3	970.5	996.7	1021.1	1028.1	1015.9	991.5	960.0	942.6	939.1
55°	928.6	932.1	951.3	982.7	1010.7	1019.4	1005.4	977.5	944.3	923.4	919.9
57.5°	900.7	902.4	925.1	960.0	989.7	998.4	984.5	954.8	918.1	895.5	893.7
60°	860.5	864.0	890.2	925.1	956.5	965.3	951.3	919.9	881.5	857.1	855.3
62.5°	811.7	815.2	839.6	879.7	911.2	919.9	905.9	872.8	834.4	808.2	806.4
65°	750.6	754.1	778.5	816.9	850.1	858.8	846.6	811.7	773.3	748.8	745.3
67.5°	682.5	686.0	708.7	741.8	771.5	783.7	771.5	741.8	705.2	675.5	672.0
70°	600.5	600.5	623.2	656.3	684.2	700.0	684.2	654.6	617.9	593.5	593.5
72.5°	514.9	511.4	532.4	563.8	586.5	593.5	590.0	563.8	528.9	506.2	502.7
75°	411.9	418.9	434.6	457.3	481.8	492.2	480.0	457.3	432.9	413.7	411.9
77.5°	319.4	324.7	338.6	357.8	371.8	378.8	375.3	357.8	331.6	322.9	319.4
80°	225.2	228.7	240.9	254.8	265.3	272.3	267.1	253.1	239.1	230.4	226.9
82.5°	146.6	144.9	155.4	164.1	172.8	171.1	169.3	158.8	153.6	146.6	144.9
85°	75.1	76.8	76.8	85.5	87.3	90.8	89.0	85.5	76.8	73.3	75.1
87.5°	24.4	24.4	26.2	26.2	29.7	29.7	31.4	27.9	26.2	22.7	22.7
90°	0.0	0.0	0.0	0.0	0.0	0.0	0.0	0.0	0.0	0.0	0.0

Cooper Lighting Solutions Photometric Lab
1121 Highway 74 South
Peachtree City, GA 30269



LM-79-2019: Approved Method: Electrical and Photometric Measurements of Solid-State Lighting Products

Report Prepared for

Cooper Lighting Solutions

Streetworks

Report Number: SP1-2407-176-7

Test Date: 09/27/2024

Luminaire Tested: MEM2-HTN-VA-30-830-U-WQ

Data in this report applies to families of products including MEM2-HTN-VA-30-830-U-WQ

Test Information

Test Method: LM-79-2019
 Report Number: SP1-2407-176-7
 Test Lab: COOPER LIGHTING SOLUTIONS
 Photometer: SP1 - 76IN SPHERE
 Measurement Geometry: 4π
 Issue Date: 09/27/2024
 Manufacturer: COOPER LIGHTING SOLUTIONS
 Product Line: Streetworks
 Catalog Number: **MEM2-HTN-VA-30-830-U-WQ**
 Description: EPIC MODERN VISUAL COMFORT 30W WAVESTREAM WIDE

Spectral Parameters

CCT (K): 2984
 CIE u': 0.2500
 CIE v': 0.5264
 Duv: 0.0033
 CIE x: 0.4431
 CIE y: 0.4147
 CIE z: 0.1422
 Peak Wavelength (nm): 601
 Dominant Wavelength (nm): 581
 Purity: 57.4798
 Rf: 85.8
 Rg: 94.1

CRI (Ra):	81.8		
R1:	79.4	R9:	-1.1
R2:	89.9	R10:	78.4
R3:	96.6	R11:	80.8
R4:	80.6	R12:	72.8
R5:	80.1	R13:	81.7
R6:	88.9	R14:	98.5
R7:	82.6	R15:	70.2
R8:	56.0		



Test Conditions

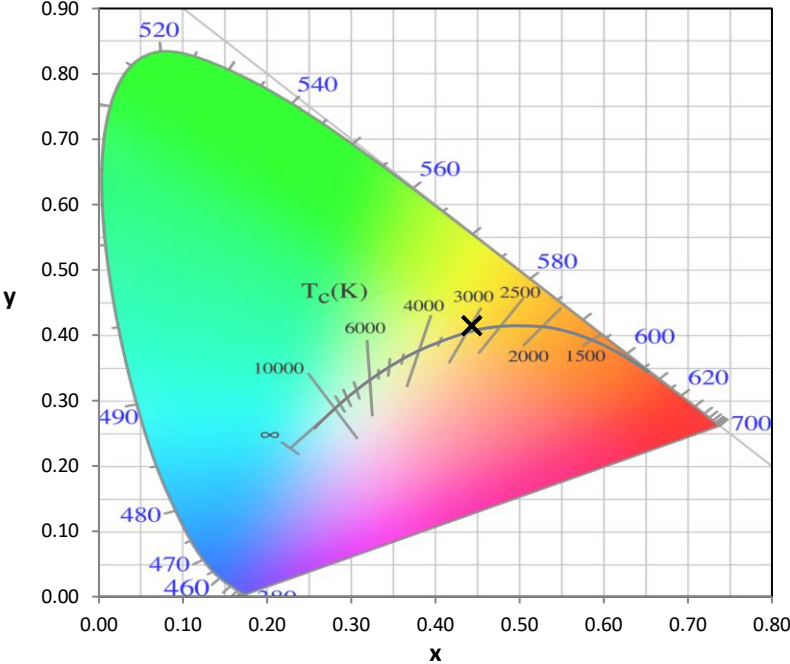
Stabilization Time: 29M
 Operation Time: 1H 29M
 Sphere Temperature (°C): 25.2

REPORT NUMBER: SP1-2407-176-7

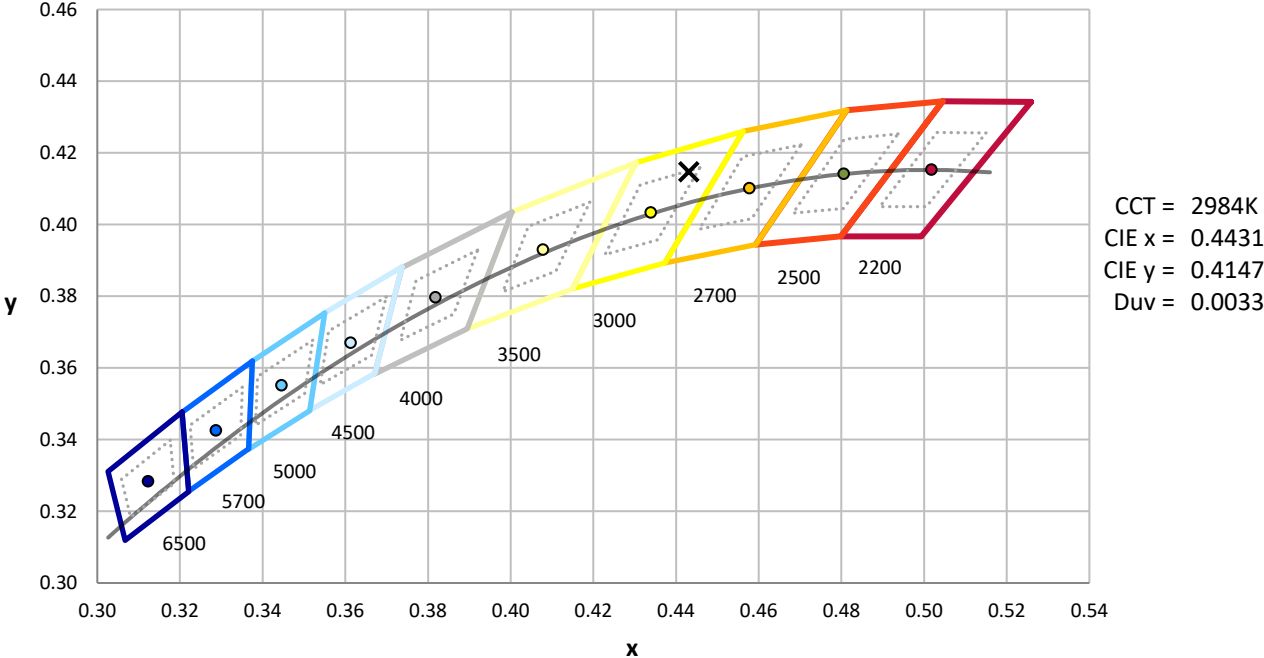
Measurement and Test Equipment			
Instrument	Identification Number	Calibration Date	Calibration Due Date
Photometer	IN0058	6/18/2024	12/18/2024
Power Meter	INXT2011004	2/8/2024	2/8/2025
AC Power Source	IN0063	10/24/2023	10/24/2024
DC Power Source	IN0208	10/24/2023	10/24/2024
Sphere Thermometer	IN0085	10/24/2023	10/24/2024
Room Thermometer	IN0046	10/24/2023	10/24/2024

REPORT NUMBER: SP1-2407-176-7

CIE 1931 Chromaticity Diagram



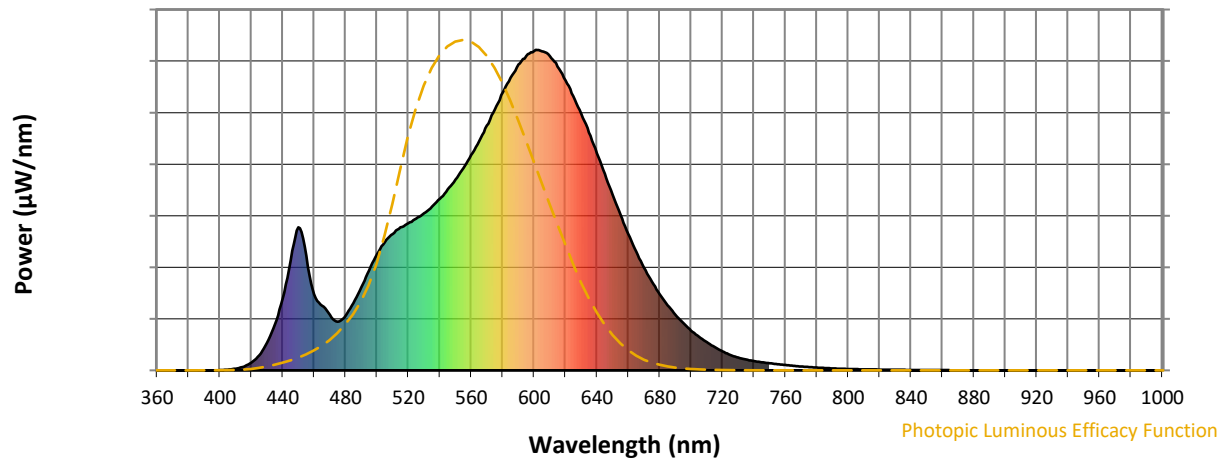
CIE 1931 Chromaticity Diagram with 2017 ANSI 7-Step and 4-Step Quadrangles



Point lies inside the ANSI 3000K 4-step quadrangle

REPORT NUMBER: SP1-2407-176-7

Photopic Flux vs. Wavelength



Photopic Lumens: NR

λ (nm)	Power W [^] /nm	Lumens (ϕ /nm)	λ (nm)	Power W [^] /nm	Lumens (ϕ /nm)	λ (nm)	Power W [^] /nm	Lumens (ϕ /nm)	λ (nm)	Power W [^] /nm	Lumens (ϕ /nm)	λ (nm)	Power W [^] /nm	Lumens (ϕ /nm)
360	0	NR	490	260	NR	620	905	NR	750	22	NR	880	0	NR
365	0	NR	495	312	NR	625	856	NR	755	19	NR	885	0	NR
370	0	NR	500	362	NR	630	801	NR	760	17	NR	890	0	NR
375	0	NR	505	399	NR	635	742	NR	765	14	NR	895	0	NR
380	0	NR	510	425	NR	640	677	NR	770	12	NR	900	0	NR
385	0	NR	515	446	NR	645	613	NR	775	10	NR	905	0	NR
390	0	NR	520	459	NR	650	549	NR	780	9	NR	910	0	NR
395	0	NR	525	473	NR	655	485	NR	785	7	NR	915	0	NR
400	1	NR	530	490	NR	660	425	NR	790	6	NR	920	0	NR
405	2	NR	535	511	NR	665	371	NR	795	5	NR	925	0	NR
410	5	NR	540	535	NR	670	321	NR	800	4	NR	930	0	NR
415	11	NR	545	565	NR	675	276	NR	805	4	NR	935	0	NR
420	24	NR	550	595	NR	680	238	NR	810	3	NR	940	0	NR
425	47	NR	555	631	NR	685	203	NR	815	3	NR	945	0	NR
430	86	NR	560	672	NR	690	174	NR	820	2	NR	950	0	NR
435	144	NR	565	715	NR	695	148	NR	825	2	NR	955	0	NR
440	224	NR	570	763	NR	700	124	NR	830	2	NR	960	0	NR
445	342	NR	575	814	NR	705	105	NR	835	2	NR	965	0	NR
450	446	NR	580	866	NR	710	88	NR	840	1	NR	970	0	NR
455	357	NR	585	912	NR	715	73	NR	845	1	NR	975	0	NR
460	237	NR	590	954	NR	720	59	NR	850	1	NR	980	0	NR
465	202	NR	595	981	NR	725	48	NR	855	1	NR	985	0	NR
470	172	NR	600	996	NR	730	40	NR	860	1	NR	990	0	NR
475	152	NR	605	996	NR	735	34	NR	865	1	NR	995	0	NR
480	171	NR	610	980	NR	740	29	NR	870	0	NR	1000	0	NR
485	210	NR	615	947	NR	745	25	NR	875	0	NR			

REPORT NUMBER: SP1-2407-176-7

Scotopic Flux vs. Wavelength



Scotopic Lumens: NR

S/P: 1.32

λ (nm)	Power W [^] /nm	Lumens (φ/nm)	λ (nm)	Power W [^] /nm	Lumens (φ/nm)	λ (nm)	Power W [^] /nm	Lumens (φ/nm)	λ (nm)	Power W [^] /nm	Lumens (φ/nm)	λ (nm)	Power W [^] /nm	Lumens (φ/nm)
360	0	NR	490	260	NR	620	905	NR	750	22	NR	880	0	NR
365	0	NR	495	312	NR	625	856	NR	755	19	NR	885	0	NR
370	0	NR	500	362	NR	630	801	NR	760	17	NR	890	0	NR
375	0	NR	505	399	NR	635	742	NR	765	14	NR	895	0	NR
380	0	NR	510	425	NR	640	677	NR	770	12	NR	900	0	NR
385	0	NR	515	446	NR	645	613	NR	775	10	NR	905	0	NR
390	0	NR	520	459	NR	650	549	NR	780	9	NR	910	0	NR
395	0	NR	525	473	NR	655	485	NR	785	7	NR	915	0	NR
400	1	NR	530	490	NR	660	425	NR	790	6	NR	920	0	NR
405	2	NR	535	511	NR	665	371	NR	795	5	NR	925	0	NR
410	5	NR	540	535	NR	670	321	NR	800	4	NR	930	0	NR
415	11	NR	545	565	NR	675	276	NR	805	4	NR	935	0	NR
420	24	NR	550	595	NR	680	238	NR	810	3	NR	940	0	NR
425	47	NR	555	631	NR	685	203	NR	815	3	NR	945	0	NR
430	86	NR	560	672	NR	690	174	NR	820	2	NR	950	0	NR
435	144	NR	565	715	NR	695	148	NR	825	2	NR	955	0	NR
440	224	NR	570	763	NR	700	124	NR	830	2	NR	960	0	NR
445	342	NR	575	814	NR	705	105	NR	835	2	NR	965	0	NR
450	446	NR	580	866	NR	710	88	NR	840	1	NR	970	0	NR
455	357	NR	585	912	NR	715	73	NR	845	1	NR	975	0	NR
460	237	NR	590	954	NR	720	59	NR	850	1	NR	980	0	NR
465	202	NR	595	981	NR	725	48	NR	855	1	NR	985	0	NR
470	172	NR	600	996	NR	730	40	NR	860	1	NR	990	0	NR
475	152	NR	605	996	NR	735	34	NR	865	1	NR	995	0	NR
480	171	NR	610	980	NR	740	29	NR	870	0	NR	1000	0	NR
485	210	NR	615	947	NR	745	25	NR	875	0	NR			

REPORT NUMBER: SP1-2407-176-7

Melanopic Flux vs. Wavelength



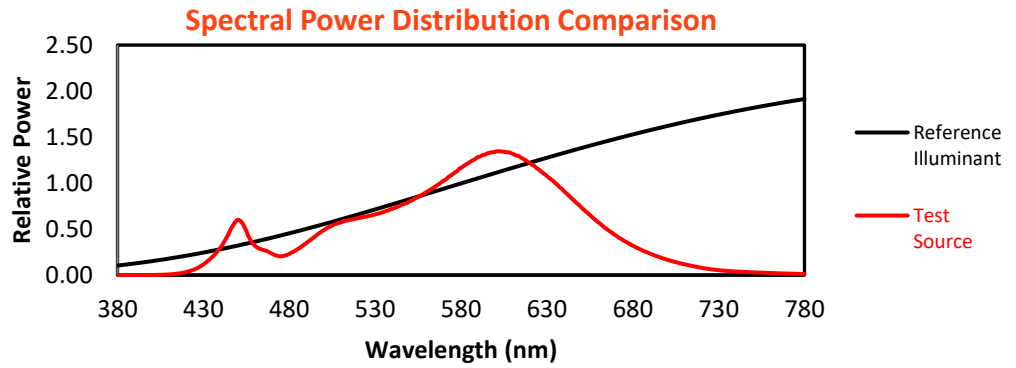
Melanopic Lumens: NR

M/P: 2.51

λ (nm)	Power W [^] /nm	Lumens (φ/nm)	λ (nm)	Power W [^] /nm	Lumens (φ/nm)	λ (nm)	Power W [^] /nm	Lumens (φ/nm)	λ (nm)	Power W [^] /nm	Lumens (φ/nm)	λ (nm)	Power W [^] /nm	Lumens (φ/nm)
360	0	NR	490	260	NR	620	905	NR	750	22	NR	880	0	NR
365	0	NR	495	312	NR	625	856	NR	755	19	NR	885	0	NR
370	0	NR	500	362	NR	630	801	NR	760	17	NR	890	0	NR
375	0	NR	505	399	NR	635	742	NR	765	14	NR	895	0	NR
380	0	NR	510	425	NR	640	677	NR	770	12	NR	900	0	NR
385	0	NR	515	446	NR	645	613	NR	775	10	NR	905	0	NR
390	0	NR	520	459	NR	650	549	NR	780	9	NR	910	0	NR
395	0	NR	525	473	NR	655	485	NR	785	7	NR	915	0	NR
400	1	NR	530	490	NR	660	425	NR	790	6	NR	920	0	NR
405	2	NR	535	511	NR	665	371	NR	795	5	NR	925	0	NR
410	5	NR	540	535	NR	670	321	NR	800	4	NR	930	0	NR
415	11	NR	545	565	NR	675	276	NR	805	4	NR	935	0	NR
420	24	NR	550	595	NR	680	238	NR	810	3	NR	940	0	NR
425	47	NR	555	631	NR	685	203	NR	815	3	NR	945	0	NR
430	86	NR	560	672	NR	690	174	NR	820	2	NR	950	0	NR
435	144	NR	565	715	NR	695	148	NR	825	2	NR	955	0	NR
440	224	NR	570	763	NR	700	124	NR	830	2	NR	960	0	NR
445	342	NR	575	814	NR	705	105	NR	835	2	NR	965	0	NR
450	446	NR	580	866	NR	710	88	NR	840	1	NR	970	0	NR
455	357	NR	585	912	NR	715	73	NR	845	1	NR	975	0	NR
460	237	NR	590	954	NR	720	59	NR	850	1	NR	980	0	NR
465	202	NR	595	981	NR	725	48	NR	855	1	NR	985	0	NR
470	172	NR	600	996	NR	730	40	NR	860	1	NR	990	0	NR
475	152	NR	605	996	NR	735	34	NR	865	1	NR	995	0	NR
480	171	NR	610	980	NR	740	29	NR	870	0	NR	1000	0	NR
485	210	NR	615	947	NR	745	25	NR	875	0	NR			

Summary

$R_f = 85.8$
 $R_g = 94.1$
 $CIE R_a = 81.8$
 $R_g = -1.1$



Color Vector Graphics

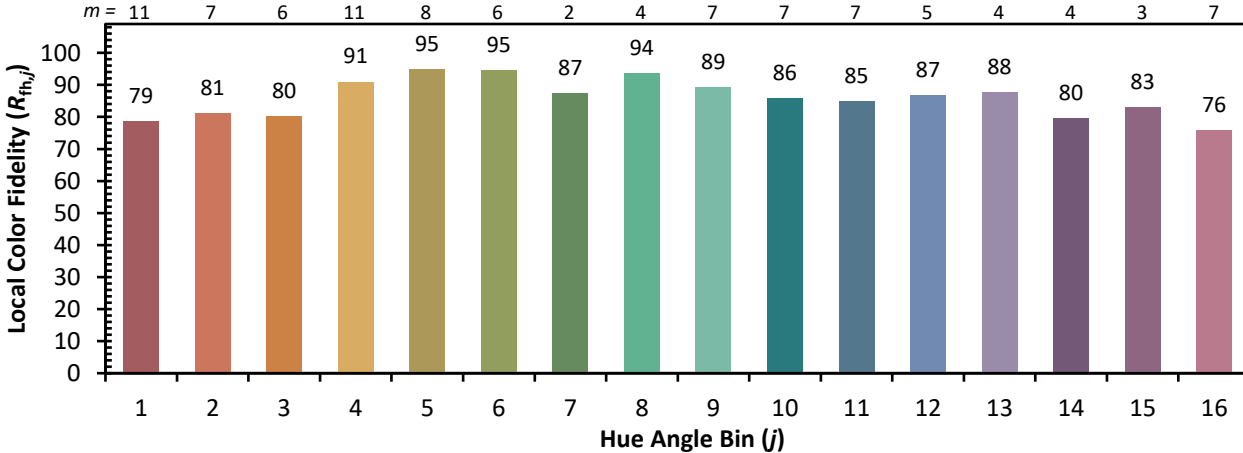


Individual Sample Fidelity Index ($R_{f,i}$)

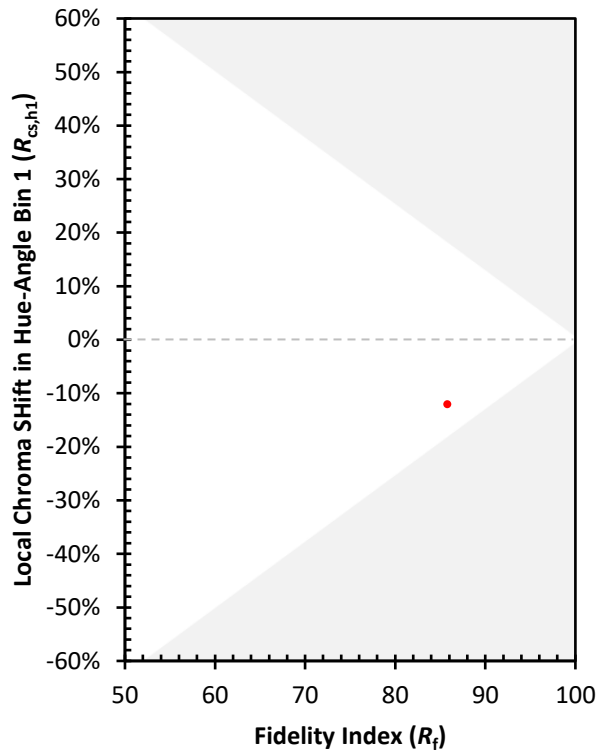
CES01 = 86	CES26 = 86	CES51 = 95	CES76 = 84
CES02 = 63	CES27 = 95	CES52 = 94	CES77 = 86
CES03 = 31	CES28 = 95	CES53 = 90	CES78 = 83
CES04 = 70	CES29 = 89	CES54 = 91	CES79 = 90
CES05 = 50	CES30 = 95	CES55 = 91	CES80 = 90
CES06 = 51	CES31 = 91	CES56 = 87	CES81 = 70
CES07 = 42	CES32 = 85	CES57 = 86	CES82 = 96
CES08 = 41	CES33 = 93	CES58 = 87	CES83 = 94
CES09 = 29	CES34 = 94	CES59 = 92	CES84 = 92
CES10 = 76	CES35 = 97	CES60 = 94	CES85 = 77
CES11 = 59	CES36 = 90	CES61 = 90	CES86 = 66
CES12 = 65	CES37 = 97	CES62 = 94	CES87 = 84
CES13 = 43	CES38 = 97	CES63 = 88	CES88 = 86
CES14 = 74	CES39 = 98	CES64 = 84	CES89 = 75
CES15 = 72	CES40 = 95	CES65 = 80	CES90 = 88
CES16 = 47	CES41 = 97	CES66 = 83	CES91 = 81
CES17 = 50	CES42 = 99	CES67 = 82	CES92 = 64
CES18 = 56	CES43 = 93	CES68 = 84	CES93 = 79
CES19 = 72	CES44 = 99	CES69 = 89	CES94 = 60
CES20 = 67	CES45 = 94	CES70 = 82	CES95 = 74
CES21 = 87	CES46 = 90	CES71 = 81	CES96 = 83
CES22 = 79	CES47 = 93	CES72 = 93	CES97 = 89
CES23 = 92	CES48 = 83	CES73 = 77	CES98 = 84
CES24 = 91	CES49 = 92	CES74 = 92	CES99 = 75
CES25 = 72	CES50 = 95	CES75 = 83	



Color Rendition by Hue-Angle Bin



Measure Comparisons



(END OF REPORT)